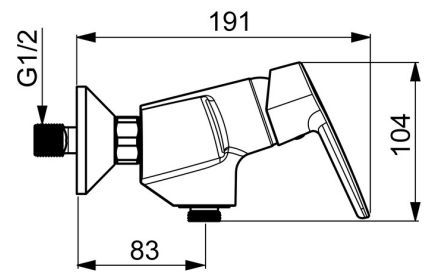
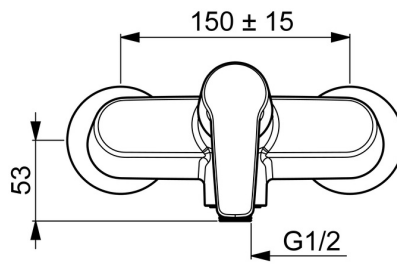
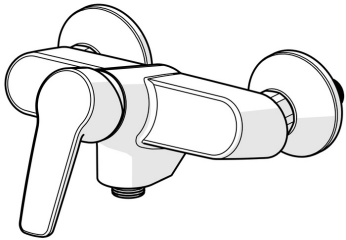


EAN: 4057304002915
static.hansa.com/51450193



- Shower solutions
- Single-lever
- Wall mounted
- Chrome
- Hot/Cold symbols, Single operating lever/handle
- The housing of the fittings conducts minimal heat, Limitation option for maximum temperature and flow-rate, Adjustable hot water stop (included, retrofittable)
- Non-return valve(s), \varnothing 35 mm ceramic cartridge for flow and temperature control
- Eccentric coupling(s)
- Inner body made of DZR brass



Technical data

Flow properties

Flow-rate at 3 bar **16.8 l/min**

Technical properties

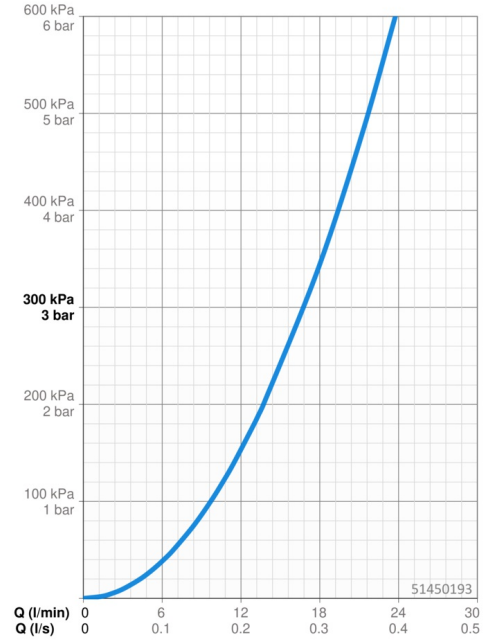
DN-size (nominal dimension) **DN15**
 Hot water supply **max. +80°C**
 Working pressure **0.5-10 bar**
 Connection size **G3/4**
 Installation width **150 ± 15 mm**
 Backflow prevention (EN1717) **EB**
 Material **Brass**

Regulations

EN standard **EN 817**
 Noise class **I (ISO 3822)**

Approvals and Declarations

KIWA **K6116/08**
 DVGW **NW-6506BP0361**
 ABP **PA-IX 10145/IB**
 Declaration of conformity **DoC**
 EPD **S-P-06397**



Spare parts

SP51450193

	Name	Code
01	Lever	59914417
02	Covering cap, 33x3 mm	59912504
03	Temperature adjustment limiter	59912325
04	Tightening nut, M40x1	1003409V
05	Cartridge, 3.5 Classic	59913075
06	Non-return valve	59905714

