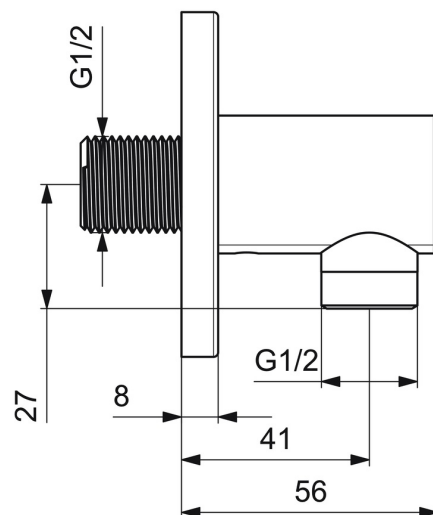
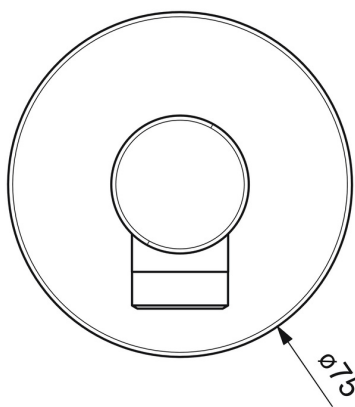
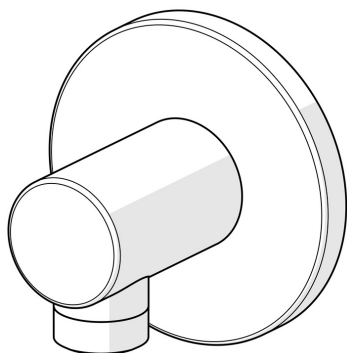


EAN: 4057304022081
static.hansa.com/5118017380



- Solutions de douche
- Equipement auxiliaire
- Montage mural
- Acier brossé
- Coude de raccordement mural
- Valve(s) anti-retour
- Raccord direct
- Rosace ronde



Caractéristiques techniques

Caractéristiques techniques

Taille DN (diamètre nominal)	DN15
Alimentation en eau chaude	max. +80°C
Pression de service	0.5-10 bar
Taille de raccord	G1/2
Dispositif de protection (EN1717)	EB

Certificats et normes

Déclaration de conformité	DoC
---------------------------	------------