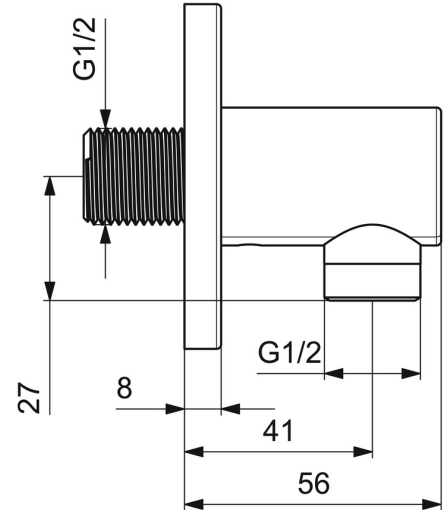
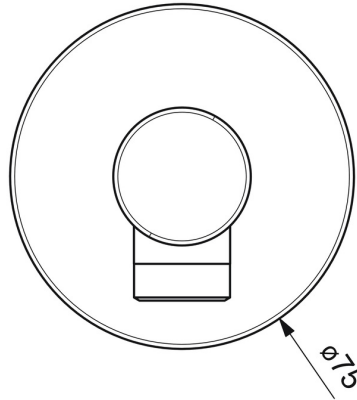
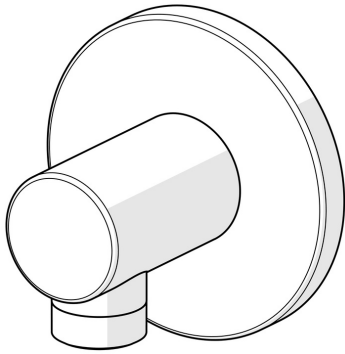


EAN: 4057304020124
static.hansa.com/5118017333



- Shower solutions
- Accessories
- Wall mounted
- Matt black
- Wall connection elbow
- Non-return valve(s)
- Direct connection
- Round rosette
- protected against back-flow in domestic use (according to DIN EN 1717)



Technical data

Technical properties

| | |
|------------------------------|-------------------|
| DN-size (nominal dimension) | DN15 |
| Hot water supply | max. +80°C |
| Working pressure | 0.5-10 bar |
| Connection size | G1/2 |
| Backflow prevention (EN1717) | EB |

Approvals and Declarations

| | |
|---------------------------|------------|
| Declaration of conformity | DoC |
|---------------------------|------------|