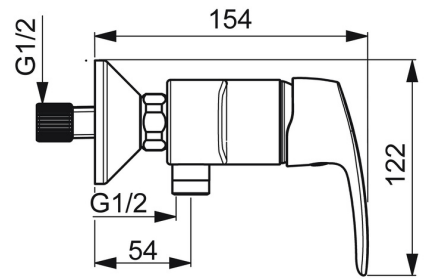
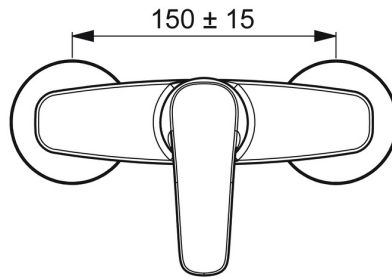
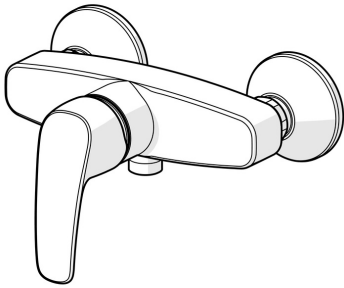


EAN: 4057304004346  
[static.hansa.com/45120163](https://static.hansa.com/45120163)



- Shower solutions
- Single-lever
- Wall mounted
- Chrome
- Hot/Cold symbols, Single operating lever/handle
- Limitation option for maximum temperature and flow-rate, Adjustable hot water stop (included, retrofittable)
- Non-return valve(s),  $\varnothing$  40 mm ceramic cartridge for flow and temperature control
- Eccentric coupling(s)
- Inner body made of DZR brass
- protected against back-flow in domestic use (according to DIN EN 1717)



## Technical data

### Flow properties

Flow-rate at 3 bar **16.8 l/min**

### Technical properties

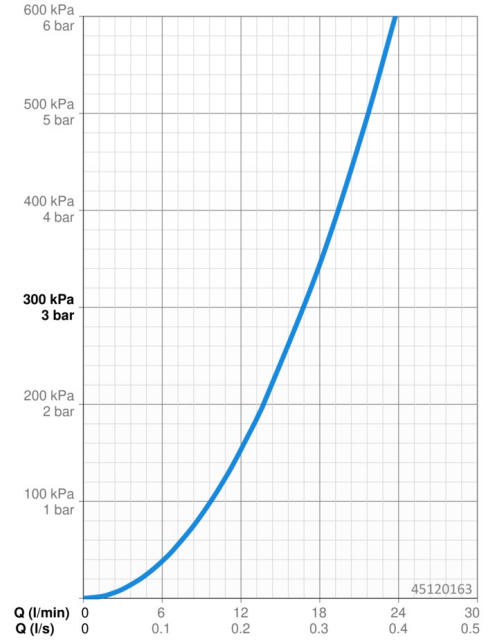
DN-size (nominal dimension) **DN15**  
 Hot water supply **max. +80°C**  
 Working pressure **0.5-10 bar**  
 Backflow prevention (EN1717) **EB**

### Regulations

EN standard **EN 817**  
 Noise class **I (ISO 3822)**

### Approvals and Declarations

KIWA **K6116/08**  
 DVGW **DW-6506CS0580**  
 ABP **PA-IX 29616/IB**  
 Declaration of conformity **DoC**



## Spare parts

### SP45120163

	Name	Code
01	Lever	59914453
02	Covering cap Discontinued	59914454
03	Tightening nut, M42x1.5, SW 38	59914128
04	Cartridge, 4.0 Classic	59914129
05	Non-return valve	59905714

